

Sartorialità, cromaticità e matericità raffinate, definiscono armonie compositive.

REFINED STYLE, COLOUR RANGE, AND TACTILE VALUES DEFINE COMPOSITIONAL HARMONIES.

DIE FEINHEIT DER FARBEN UND MATERIALIEN, WIE IM SCHNEIDERATELIER, BASTIMMT DIE HARMONIE DES GANZEN.
DESIGN, CHROMATISME ET MATÉRIAUX RAFFINÉS DÉFINISSENT L'HARMONIE DES ÉLÉMENTS CONSTITUANTS.

CONFECCIÓN, CROMATISMO Y MATERIALES REFINADOS DEFINEN LA ARMONIA EN SU COMPOSICIÓN.





Esenze lignee di olmo, dettagli e finiture in alluminio e configurazioni multiple, caratterizzano l'uniformità estetica manageriale.

Elm veneer panels, details and finishing in aluminium, as well as a variety of configurations, characterize the aesthetic uniformity of managerial style.

Erlasene ulmenholz furnier, Details und Feinheiten aus Aluminium, großzügige Konfigurationen durch die ästhetische Feinabstimmung zur Managerereinrichtung.

Des essences de bois d'elm, des détails et finitions en aluminium et de multiples configurations caractérisent l'uniformité esthétique de l'espace directionnel.

Esencias lenosas de olmo, detalles y acabados de aluminio y configuraciones múltiples, son aspectos que caracterizan la uniformidad estética de la gerencia.

Tavolo riunioni, aggregabile all'infinito.

MEETING TABLE: WITH NO LIMITS IN ITS COMPOSITION.
BESPRECHUNGSTISCHE, UNENDLICHE ANBAUMÖGLICHKEITEN.
TABLE DE RÉUNIONS ASSOCIABLE À L'INFINI.
MESAS DE REUNIONES: SE PUEDEN AGREGAR TODAS LAS QUE SE DESEEN.






FINITURE

FINISHES/AUSFÜHRUNGEN/FINITIONS/ACABADOS

fianchi

Sides
Côtés
Seiten
Laterales

veneer



WSB BLEACHED OAK



WNJ WALNUT



WOL ELM



WPA ROSEWOOD




WFN BLACK ASH

top/ante

Top/doors
Top/portes
Top/Fronten
Top/puertas

veneer



WSB BLEACHED OAK



WNJ WALNUT



WOL ELM



WPA ROSEWOOD



WFN BLACK ASH

inserto

Insert
Insert central
Ledereinlage
Inserción

leather




ØPNE - 860 BLACK

piano

Desktop
Plataeu
Platte
Sobre

veneer



WSB BLEACHED OAK



WNJ WALNUT



WOL ELM




WPA ROSEWOOD



WFN BLACK ASH

cornice

Frame
Rahmen
Chant
Marco



AS ALUMINIUM **RAL 9006**



WNJ WALNUT



WOL ELM



WPA ROSEWOOD



WFN BLACK ASH

